


1. Cut out the title page and the last page.
1. Make a double-sided copy of the mini-book pages.(page2-page3)
2. Cut the page in half and fold along the dotted line.
3. Put the pages in order and staple them together.

MY FIRST WORDS

BABY ANIMALS


by _____

Copyright © by KIZCLUB.COM. All rights reserved.



duckling

9




kitten

②




cub

⑦




calf

④




chick

⑤




piglet

8




puppy

1



foal

6



lamb

3


1. Cut out the title page and the last page.
1. Make a double-sided copy of the mini-book pages.(page2-page3)
2. Cut the page in half and fold along the dotted line.
3. Put the pages in order and staple them together.

MY FIRST WORDS

BABY ANIMALS


by _____

Copyright © by KIZCLUB.COM. All rights reserved.




duckling

9




kitten

②




cub

⑦




calf

④




chick

⑤




piglet

8




puppy

1



foal

6



lamb

3